

INDEPENDENT AUDITOR'S REPORT

To

**The Members of
Master Capital Services Limited**

Report on the audit of the financial statements

Opinion

We have audited the accompanying financial statements of Master Capital Services Limited ("the Company"), which comprise the balance sheet as at 31st March, 2023 and the Statement of Profit and Loss (including other comprehensive income), the statement of changes in equity and the statement of cash flows for the year then ended, and notes to the financial statements, including a summary of significant accounting policies and other explanatory information.

In our opinion and to the best of our information and according to the explanations given to us, the aforesaid financial statements give the information required by the Companies Act 2013 ("Act") in the manner so required and give a true and fair view in conformity with the accounting principles generally accepted in India, of the state of affairs of the Company as at 31st March, 2023 and its profit, total comprehensive income, the changes in equity and cash flows for the year ended as on that date.

Basis for opinion

We conducted our audit in accordance with the standards on auditing (SAs) specified under section 143 (10) of the Companies Act, 2013. Our responsibilities under those Standards are further described in the auditor's responsibilities for the audit of the financial statements section of our report. We are independent of the Company in accordance with the code of ethics issued by the Institute of Chartered Accountants of India together with the ethical requirements that are relevant to our audit of the financial statements under the provisions of the Act and the rules there under, and we have fulfilled our other ethical responsibilities in accordance with these requirements and the code of ethics.


We believe that the audit evidence we have obtained is sufficient and appropriate to provide a basis for our opinion.

Key audit matters

Key audit matters are those matters that, in our professional judgment, were of most significance in our audit of the financial statements for the year ended 31st March, 2023. These matters were addressed in the context of our audit of the financial statements as a whole, and in forming our opinion thereon, and we do not provide a separate opinion on these matters.

Reporting of key audit matters as per SA 701, Key Audit Matters are not applicable to the Company as it is an unlisted company.

Gary



Information other than the financial statements and auditors' report thereon

The Company's board of directors is responsible for the preparation of the other information. The other information comprises the information included in the Board's Report but does not include the financial statements and our auditor's report thereon.

Our opinion on the financial statements does not cover the other information and we do not express any form of assurance conclusion thereon.

In connection with our audit of the financial statements, our responsibility is to read the other information and, in doing so, consider whether the other information is materially inconsistent with the financial statements or our knowledge obtained during the course of our audit or otherwise appears to be materially misstated.

If, based on the work we have performed, we conclude that there is a material misstatement of this other information, we are required to report that fact. Since the other information has not been made available to us, we shall not be able to comment on this aspect.

Management's responsibility for the financial statements

The Company's board of directors is responsible for the matters stated in section 134 (5) of the Act with respect to the preparation of these financial statements that give a true and fair view of the financial position, financial performance including other comprehensive income, cash flows and changes in equity of the Company in accordance with the Indian Accounting Standards (Ind AS) prescribed under section 133 of the Act read with the Companies (Indian Accounting Standards) Rules, 2015 and Companies (Indian Accounting Standards) Rules, 2016, as amended from time to time, and other accounting principles generally accepted in India.

This responsibility also includes maintenance of adequate accounting records in accordance with the provisions of the Act for safeguarding of the assets of the Company and for preventing and detecting frauds and other irregularities; selection and application of appropriate accounting policies; making judgments and estimates that are reasonable and prudent; and design, implementation and maintenance of adequate internal financial controls, that were operating effectively for ensuring the accuracy and completeness of the accounting records, relevant to the preparation and presentation of the financial statement that give a true and fair view and are free from material misstatement, whether due to fraud or error.


In preparing the financial statements, management is responsible for assessing the Company's ability to continue as a going concern, disclosing, as applicable, matters related to going concern and using the going concern basis of accounting unless management either intends to liquidate the Company or to cease operations, or has no realistic alternative but to do so.

Those charged with governance are also responsible for overseeing the Company's financial reporting process.

Auditor's responsibilities for the audit of the financial statements

Our objectives are to obtain reasonable assurance about whether the financial statements as a whole are free from material misstatement, whether due to fraud or error, and to issue an auditor's report that includes our opinion. Reasonable assurance is a high level of assurance, but is not a guarantee that an audit conducted in accordance with SAs will always detect a material misstatement when it exists. Misstatements can arise from fraud or error and are considered material if, individually or in the aggregate, they could reasonably be expected to influence the economic decisions of users taken on the basis of these financial statements.

Gary



As part of an audit in accordance with SAs, we exercise professional judgment and maintain professional skepticism throughout the audit. We also:


- Identify and assess the risks of material misstatement of the financial statements, whether due to fraud or error, design and perform audit procedures responsive to those risks, and obtain audit evidence that is sufficient and appropriate to provide a basis for our opinion. The risk of not detecting a material misstatement resulting from fraud is higher than for one resulting from error, as fraud may involve collusion, forgery, intentional omissions, misrepresentations, or the override of internal control.
- Obtain an understanding of internal control relevant to the audit in order to design audit procedures that are appropriate in the circumstances. Under section 143(3)(i) of the Companies Act, 2013, we are also responsible for expressing our opinion on whether the company has adequate internal financial controls system in place and the operating effectiveness of such controls
- Evaluate the appropriateness of accounting policies used and the reasonableness of accounting estimates and related disclosures made by management.
- Conclude on the appropriateness of management's use of the going concern basis of accounting and, based on the audit evidence obtained, whether a material uncertainty exists related to events or conditions that may cast significant doubt on the Company's ability to continue as a going concern. If we conclude that a material uncertainty exists, we are required to draw attention in our auditor's report to the related disclosures in the financial statements or, if such disclosures are inadequate, to modify our opinion. Our conclusions are based on the audit evidence obtained up to the date of our auditor's report. However, future events or conditions may cause the Company to cease to continue as a going concern.
- Evaluate the overall presentation, structure and content of the financial statements, including the disclosures, and whether the financial statements represent the underlying transactions and events in a manner that achieves fair presentation.

We communicate with those charged with governance regarding, among other matters, the planned scope and timing of the audit and significant audit findings, including any significant deficiencies in internal control that we identify during our audit.

We also provide those charged with governance with a statement that we have complied with relevant ethical requirements regarding independence, and to communicate with them all relationships and other matters that may reasonably be thought to bear on our independence, and where applicable, related safeguards.

From the matters communicated with those charged with governance, we determine those matters that were of most significance in the audit of the financial statements for the year ended 31st March, 2023 and are therefore the key audit matters. We describe these matters in our auditor's report as applicable unless law or regulation precludes public disclosure about the matter or when, in extremely rare circumstances, we determine that a matter should not be communicated in our report because the adverse consequences of doing so would reasonably be expected to outweigh the public interest benefits of such communication.

Gary
20



Report on other legal and regulatory requirements


1. As required by the Companies (Auditor's Report) Order, 2020 ("the Order"), issued by the Central Government of India in terms of sub-section (11) of section 143 of the Companies Act, 2013, we give in the "Annexure A" statement on the matters specified in paragraphs 3 and 4 of the Order, to the extent applicable.
2. As required by Section 143(3) of the Act, we report that:
 - a) We have sought and obtained all the information and explanations which to the best of our knowledge and belief were necessary for the purposes of our audit;
 - b) In our opinion, proper books of account as required by law have been kept by the Company so far as it appears from our examination of those books;
 - c) The balance sheet, the statement of profit and loss including statement of other comprehensive income, the statement of changes in equity and the cash flow statement dealt with by this report are in agreement with the books of account;
 - d) In our opinion, the aforesaid financial statements comply with the accounting standards specified under section 133 of the Act, read with Companies (Indian Accounting Standards) Rules, 2015, as amended;
 - e) On the basis of the written representations received from the directors as on 31st March, 2023 taken on record by the board of directors, none of the directors is disqualified as on 31st March, 2023 from being appointed as a director in terms of Section 164 (2) of the Act;
 - f) With respect to the adequacy of the internal financial controls over financial reporting of the Company and the operating effectiveness of such controls, refer to our separate report in "Annexure B".
 - g) With respect to the other matters to be included in the Auditor's Report in accordance with the requirements of section 197 (16) of the Act, as amended, in our opinion and to the best of our information and according to the explanations given to us, the remuneration paid by the Company to its directors during the year is in accordance with the provisions of section 197 of the Act; and
 - h) With respect to the other matters to be included in the Auditor's Report in accordance with Rule 11 of the Companies (Audit and Auditors) Rules, 2014, as amended, in our opinion and to the best of our information and according to the explanations given to us;
 - (i) The Company has disclosed the impact of pending litigations on its financial position in its financial statements Refer Note 26 to the financial statements.
 - (ii) The Company did not have any long-term contracts including derivative contracts for which there were any material foreseeable losses; and
 - (iii) There were no amounts which were required to be transferred to the Investor Education and Protection Fund by the Company.
 - (iv) The management has represented that, to the best of its knowledge and belief, no funds have been advanced or loaned or invested (either from borrowed funds or share premium or any other sources or kind of funds) by the Company to or in any other persons or entities, including foreign entities ("Intermediaries"), with the understanding, whether recorded in writing or otherwise, that the Intermediary shall directly or indirectly lend or invest in other persons or entities identified in any manner whatsoever ("Ultimate Beneficiaries") by or on behalf of the Company or provide any guarantee, security or the like to or on behalf of the Ultimate Beneficiaries.
 - (v) The management has represented, that, to the best of its knowledge and belief, no funds have been received by the Company from any persons or entities, including foreign entities ("Funding Parties"), with the understanding, whether recorded in writing or otherwise, that the Company shall directly or indirectly, lend or invest in other persons or entities identified in any manner whatsoever ("Ultimate



Beneficiaries") by or on behalf of the Funding Party or provide any guarantee, security or the like from or on behalf of the Ultimate Beneficiaries; and

- (vi) Based on such audit procedures as considered reasonable and appropriate in the circumstances, nothing has come to our notice that has caused us to believe that the representations under sub clause (h) (iv) and (h) (v) contain any material miss statement.
- (vii) The Company has neither declared nor paid any dividend during the year.
- (viii) Proviso to Rule 3(1) of the Companies (Accounts) Rules, 2014 for maintaining books of account using accounting software which has a feature of recording audit trail (edit log) facility is applicable to the Company with effect from 1st April, 2023, and accordingly, reporting under Rule 11(g) of Companies (Audit and Auditors) Rules, 2014 is not applicable for the financial year ended 31st March, 2023.

For Gary Jain & Associates.
Chartered Accountants
FRN 034073N



Gary
Gary Jain
Prop.

(Membership No. 544732)

AUDIN: 235473289X0X91269

Ludhiana, 25th May, 2023

ANNEXURE A TO THE INDEPENDENT AUDITOR'S REPORT

(Referred to in paragraph 1 under 'Report on Other Legal and Regulatory Requirements' section of our report of even date)

(i) (a) (A) The Company has maintained proper records showing full particulars, including quantitative details and situation of Property, plant and equipment.

(B) The Company is not having Intangible Assets, Accordingly paragraph 3(i)(a)(B) of the Order is not applicable.

(b) Property, plant and equipment have been physically verified by the management during the year at reasonable intervals and no material discrepancies were identified on such verification.

(c) According to the information and explanations given to us and on the basis of our examination of the records of the Company, the title deeds of immovable properties are held in the name of the Company.

(d) According to the information and explanations given to us and on the basis of our examination of the records of the Company, the Company has not revalued its Property, plant and equipment during the year.

(e) According to the information and explanations given to us and on the basis of our examination of the records of the Company, there are no proceedings initiated or pending against the Company for holding any benami property under the Prohibition of Benami Property Transactions Act, 1988 and rules made there under.

(ii) (a) The inventory which are held in dematerialized/physical form, has been verified by the management during the year. In our opinion, the frequency of such verification is reasonable and procedures and coverage as followed by management were appropriate. No discrepancies were noticed on verification that were 10% or more in the aggregate for each class of inventory.

(b) According to the information and explanations given to us and on the basis of our examination of the records of the Company, the Company has not been sanctioned working capital limits, from banks or Financial Institutions on the basis of security of current assets.

(iii) According to the information and explanations given to us and on the basis of our examination of the records of the Company, the Company has not made investments, provided guarantee or security or granted any advances in the nature of loans, secured or unsecured, to companies, firms, limited liability partnerships or any other parties during the year. During the year the company has granted loan, the detail is stated in sub-clause (a) below:

(a) A. Based on the audit procedures carried on by us and as per the information and explanations given to us, the Company has granted loans to the subsidiaries, joint ventures and associates as below:

Particular		Amount
Aggregate Amount during the year*	Loan or Advances to Holding Company	548.78 Mn
Balance outstanding of loan as at balance sheet date	Loan or Advances to Holding Company	Nil

*Represents the Maximum balance during the year, due to frequent transactions in the loan account.

B. Based on the audit procedures carried on by us and as per the information and explanations given to us, the Company has not granted loan to the parties other than subsidiaries, joint ventures and associates.



(c) According to the information and explanations given to us and on the basis of our examination of the records of the Company, in the case of loans given, the repayment of principal and payment of interest has been stipulated and the repayments or receipts have been regular.

(d) According to the information and explanations given to us and on the basis of our examination of the records of the Company, there is no overdue amount for more than ninety days in respect of loans given.

(e) According to the information and explanations given to us and on the basis of our examination of the records of the Company, there is no loan given falling due during the year, which has been renewed or extended or fresh loans given to settle the over dues of existing loans given to the same party

(f) According to the information and explanations given to us and on the basis of our examination of the records of the Company, the Company has not given any loans either repayable on demand or without specifying any terms or period of repayment.

(iv) In our opinion and according to the information and explanation given to us, the Company has complied with the provisions of Section 185 read with Section 186 and 186 of the Act, with respect to loans, investments, guarantees and security as applicable.

(v) The company has not accepted any deposits from the public, within the meaning of Section 73 to 76 or any other relevant provisions of the Act and Rules framed there under .We are informed that no order has been passed by the company Law Board or National Company Law Tribunal or Reserve Bank of India or any court or other Tribunal.

(vi) The Central Government has not prescribed the maintenance of cost records under section 148(1) of the Act, for any of the services rendered by the Company.

(vii) a) According to the information and explanations given to us and on the basis of our examination of the record of the Company, the Company has generally been regular in depositing with appropriate authorities undisputed statutory dues including provident fund, employees' state insurance, income tax , Goods and Service tax, cess and any other statutory dues applicable to it. We are informed that the provisions of Sales Tax, service tax , Value Added Tax ,duty of Custom and duty of Excise are not applicable to the Company.

According to the information and explanations given to us, no undisputed amounts payable in respect of provident fund, employees' state insurance, income tax, sales tax, wealth tax, service tax, Goods and Service tax, duty of customs, duty of excise, value added tax, cess and any other statutory dues applicable to it were in arrears as at 31st March, 2023 for a period of more than six months from the date they became payable.

b) According to the information and explanations given to us, there are no statutory dues referred to in sub-clause (a) which have not been deposited on account of any dispute.

(viii) According to the information and explanations given to us and on the basis of our examination of the records of the Company, the Company has not surrendered or disclosed any transactions, previously unrecorded as income in the books of account, in the tax assessments under the Income-tax Act, 1961 as income during the year.

(ix) (a) Based on our audit procedures and as per the information and explanations given by the management, we are of the opinion that the Company has not defaulted in repayment of loans or borrowing to a financial institution or bank.

(b) According to the information and explanations given to us and on the basis of our examination of the records of the Company, the Company has not been declared a willful defaulter by any bank or financial institution or government or government authority.



(c) According to the information and explanations given to us by the management and on the basis of our examination of the records of the Company, the Company has applied the term loans for the purpose for which the loans were obtained.

(d) According to the information and explanations given to us and on an overall examination of the balance sheet of the Company, we report that no funds raised on short-term basis have been utilized for long term purposes by the Company. Accordingly, clause 3(ix)(d) of the Order is not applicable.

(e) According to the information and explanations given to us and on an overall examination of the financial statements of the Company, we report that the Company has not taken any funds from any entity or person on account of or to meet the obligations of its subsidiaries as defined under the Companies Act, 2013. Accordingly, clause 3(ix)(e) of the Order is not applicable.

(f) According to the information and explanations given to us and procedures performed by us, we report that the Company has not raised loans during the year on the pledge of securities held in its subsidiaries, joint ventures or associate companies as defined under the Companies Act, 2013. Accordingly, clause 3(ix)(f) of the Order is not applicable.

(x) (a) The Company has not raised any moneys by way of initial public offer or further public offer (including debt instruments). Accordingly, clause 3(x)(a) of the Order is not applicable.

(b) According to the information and explanations given to us and on the basis of our examination of the records of the Company, the Company has not made any preferential allotment or private placement of shares or fully or partly convertible debentures during the year. Accordingly, clause 3(x)(b) of the Order is not applicable.

(xi) (a) Based on examination of the books and records of the Company and according to the information and explanations given to us, considering the principles of materiality outlined in Standards on Auditing, we report that no fraud by the Company or on the Company has been noticed or reported during the course of the audit.

(b) According to the information and explanations given to us, no report under sub-section (12) of Section 143 of the Companies Act, 2013 has been filed by the auditors in Form ADT-4 as prescribed under Rule 13 of Companies (Audit and Auditors) Rules, 2014 with the Central Government.

(c) We have taken into consideration the whistle blower complaints, if any, received by the Company during the year.

(xii) According to the information and explanations given to us, the Company is not a NIDHI Company. Accordingly, clause 3(xii) of the Order is not applicable.

(xiii) According to the information and explanations given to us and based on our examination of the records of the company, transactions with the related parties are in compliance with Section 177 and 188 of the Act where applicable and details of such transactions have been disclosed in the financial statements as required by the applicable accounting standards.


(xiv) (a) Based on information and explanations provided to us and our audit procedures, in our opinion, the Company has an internal audit system commensurate with the size and nature of its business.

(b) We have considered the internal audit reports of the Company issued till date for the period under audit, if any.

(xv) In our opinion and according to the information and explanations given to us, the Company has not entered into any non-cash transactions with its directors or persons connected to its directors and hence, provisions of Section 192 of the Companies Act, 2013 are not applicable to the Company.

(xvi) (a) According to the information and explanations given to us and based on our examination of the records of the company, the company is not required to be registered under section 45-IA of the Reserve Bank of India Act, 1934.

Gary



(b) The company has not conducted any Non-Banking Financial or Housing Finance activities without a valid Certificate of Registration (CoR) from the Reserve Bank of India as per the Reserve Bank of India Act, 1934

(c) The Company is not a Core Investment Company (CIC) as defined in the regulations made by the Reserve Bank of India. Accordingly, clause 3(xvi)(c) of the Order is not applicable.

(d) According to the information and explanations provided to us during the course of audit, the Group does not have any CIC. Accordingly, the requirements of clause 3(xvi)(d) are not applicable.

(xvii) The Company has not incurred cash losses in the current and in the immediately preceding financial year.

(xviii) There has been no resignation of the statutory auditors during the year. Accordingly, clause 3(xviii) of the Order is not applicable.

(xix) According to the information and explanations given to us and on the basis of the financial ratios, ageing and expected dates of realization of financial assets and payment of financial liabilities, other information accompanying the financial statements, our knowledge of the Board of Directors and management plans and based on our examination of the evidence supporting the assumptions, nothing has come to our attention, which causes us to believe that any material uncertainty exists as on the date of the audit report that the Company is not capable of meeting its liabilities existing at the date of balance sheet as and when they fall due within a period of one year from the balance sheet date. We, however, state that this is not an assurance as to the future viability of the Company. We further state that our reporting is based on the facts up to the date of the audit report and we neither give any guarantee nor any assurance that all liabilities falling due within a period of one year from the balance sheet date, will get discharged by the Company as and when they fall due.

(xx) In our opinion and according to the information and explanations given to us, there is no unspent amount under sub-section (5) of Section 135 of the Companies Act, 2013 pursuant to any project. Accordingly, clauses 3 (xx)(a) and 3(xx)(b) of the Order are not applicable.

Ludhiana, 25th May, 2023

For Gary Jain & Associates.
Chartered Accountants
FRN 034073N



Gary
Gary Jain
Prop.

(Membership No. 544732)

UDIN:

23544732BQXBXG1269

ANNEXURE B TO THE INDEPENDENT AUDITORS' REPORT

Report on the Internal Financial Controls under Clause (i) of Sub-section 3 of Section 143 of the Companies Act, 2013 ("the Act")

We have audited the internal financial controls over financial reporting of Master Capital Services Ltd ('the Company') as of 31st March, 2023 in conjunction with our audit of the financial statements of the Company for the year ended on that date.

Management's Responsibility for Internal Financial Controls

The Company's management is responsible for establishing and maintaining internal financial controls based on the internal control over financial reporting criteria established by the Company considering the essential components of internal control stated in the Guidance Note on Audit of Internal Financial Controls over Financial Reporting issued by the Institute of Chartered Accountants of India ('ICAI'). These responsibilities include the design, implementation and maintenance of adequate internal financial controls that were operating effectively for ensuring the orderly and efficient conduct of its business, including adherence to company's policies, the safeguarding of its assets, the prevention and detection of frauds and errors, the accuracy and completeness of the accounting records, and the timely preparation of reliable financial information, as required under the Companies Act, 2013.


Auditors' Responsibility

Our responsibility is to express an opinion on the Company's internal financial controls over financial reporting based on our audit. We conducted our audit in accordance with the Guidance Note on Audit of Internal Financial Controls Over Financial Reporting (the "Guidance Note") and the Standards on Auditing, issued by ICAI and deemed to be prescribed under section 143(10) of the Companies Act, 2013, to the extent applicable to an audit of internal financial controls. Those Standards and the Guidance Note require that we comply with ethical requirements and plan and perform the audit to obtain reasonable assurance about whether adequate internal financial controls over financial reporting was established and maintained and if such controls operated effectively in all material respects.

Our audit involves performing procedures to obtain audit evidence about the adequacy of the internal financial controls system over financial reporting and their operating effectiveness. Our audit of internal financial controls over financial reporting included obtaining an understanding of internal financial controls over financial reporting, assessing the risk that a material weakness exists, and testing and evaluating the design and operating effectiveness of internal control based on the assessed risk. The procedures selected depend on the auditor's judgment, including the assessment of the risks of material misstatement of the financial statements, whether due to fraud or error.

We believe that the audit evidence we have obtained is sufficient and appropriate to provide a basis for our audit opinion on the Company's internal financial controls system over financial reporting with reference to these financial statements.

Gary



Meaning of Internal Financial Controls Over Financial Reporting

A company's internal financial control over financial reporting is a process designed to provide reasonable assurance regarding the reliability of financial reporting and the preparation of financial statements for external purposes in accordance with generally accepted accounting principles. A company's internal financial control over financial reporting includes those policies and procedures that (1) pertain to the maintenance of records that, in reasonable detail, accurately and fairly reflect the transactions and dispositions of the assets of the company; (2) provide reasonable assurance that transactions are recorded as necessary to permit preparation of financial statements in accordance with generally accepted accounting principles, and that receipts and expenditures of the company are being made only in accordance with authorizations of management and directors of the company; and (3) provide reasonable assurance regarding prevention or timely detection of unauthorized acquisition, use, or disposition of the company's assets that could have a material effect on the financial statements.

Inherent Limitations of Internal Financial Controls Over Financial Reporting

Because of the inherent limitations of internal financial controls over financial reporting, including the possibility of collusion or improper management override of controls, material misstatements due to error or fraud may occur and not be detected. Also, projections of any evaluation of the internal financial controls over financial reporting to future periods are subject to the risk that the internal financial control over financial reporting may become inadequate because of changes in conditions, or that the degree of compliance with the policies or procedures may deteriorate.

Opinion

In our opinion, the Company has, in all material respects, an adequate internal financial controls system over financial reporting and such internal financial controls over financial reporting were operating effectively as at 31st March, 2023 based on the internal control over financial reporting criteria established by the Company considering the essential components of internal control stated in the Guidance Note on Audit of Internal Financial Controls over Financial Reporting issued by the Institute of Chartered Accountants of India.

Ludhiana, 25th May, 2023

For Gary Jain & Associates.
Chartered Accountants
FRN 034073N



Gary Jain

Gary Jain
Prop.

(Membership No. 544732)
UDIN:

2B544732BCXBX41269

MASTER CAPITAL SERVICES LIMITED


Balance Sheet as at 31st March, 2023

Particulars	Note No.	As at 31st March, 2023	As at 31st March, 2022
I ASSETS			
1 Non-current assets			
a) Property, Plant and Equipment	3	11,78,82,137	9,78,94,807
b) Investments	4	35,35,30,301	33,08,35,621
c) Other non current assets	5	8,75,97,529	8,76,74,624
Total non-current assets		55,90,09,967	51,64,05,052
2 Current assets			
a) Inventories	6	3,95,43,043	15,92,42,634
b) Financial Assets			
i) Trade receivables	7	48,39,31,108	54,61,56,994
ii) Cash and cash equivalent	8	4,60,51,878	3,97,49,506
iii) Bank balances other than above	9	9,88,90,36,860	7,91,12,68,715
c) Other Current Asset	10	24,77,43,881	10,30,68,315
Total Current assets		10,70,63,06,770	8,75,94,86,164
Total		11,26,53,16,737	9,27,58,91,216
II EQUITY AND LIABILITIES			
Equity			
a) Equity share capital	11	5,90,00,000	5,90,00,000
b) Other equity	12	2,34,20,64,308	1,77,76,03,169
Total equity		2,40,10,64,308	1,83,66,03,169
Liabilities			
1 Non-current liabilities			
a) Financial Liabilities			
i) Long term borrowings	13	1,14,00,56,190	1,09,57,13,552
b) Deferred tax liabilities	14	5,48,11,097	5,14,08,419
Total non-current liabilities		1,19,48,67,286	1,14,71,21,971
2 Current liabilities			
a) Financial Liabilities			
i) Trade payables	15	-	-
-Total outstanding dues of micro enterprises and small enterprises		-	-
-Total outstanding dues of creditors other than micro enterprises and small enterprises		6,62,32,30,252	6,00,76,25,846
b) Provisions	16	-	-
c) Other current liabilities	17	30,51,67,079	25,05,60,725
d) Short term Borrowings	18	74,09,87,813	3,39,79,505
Total current liabilities		7,66,93,85,143	6,29,21,66,076
Total liabilities		8,86,42,52,429	7,43,92,88,047
Total		11,26,53,16,737	9,27,58,91,216

Significant Accounting Policies & Notes on Financial Statements 1 to 39

As per our Report of even date
For Gary Jain & Associates
Chartered Accountants
FRN 034073N

Gary Jain
Prop.
M.no. 544732
Place: Ludhiana
Date: 25.05.2023



For and on behalf of the Board

R. K. Singhania Harjeet Singh Arora
Director Director
DIN-00077540 DIN-00063176

Bukhbir Singh Divyesh Jani
GM - Finance Company Secretary

MASTER CAPITAL SERVICES LIMITED


Statement of Profit and Loss for the year ended 31st March, 2023

Particulars	Note No.	(Rupees)	
		For the year ended 31st March, 2023	For the year ended 31st March, 2022
Revenue from operations	19	2,97,32,58,807	2,80,43,27,585
Other income	20	3,50,56,497	1,95,09,643
Total Income		3,00,83,15,304	2,82,38,37,228
EXPENSES:			
Employee benefits expense	21	52,50,00,928	66,71,56,218
Depreciation and amortization expense	3	2,57,24,149	1,93,24,064
Finance Cost	22	24,96,02,577	22,29,15,034
Other expenses	23	1,47,18,15,607	1,37,07,40,829
Total Expenses		2,27,21,43,262	2,27,01,36,142
Profit before tax		73,61,72,042	55,37,01,086
Tax Expenses			
- Current tax expense for current year		18,07,00,000	13,90,00,000
- Deferred tax		7,67,308	1,58,062
- Current tax expense relating to prior years		6,03,923	13,19,931
Profit for the year		55,41,00,811	41,32,23,093
Provision for Dividend		-	-
Provision for DDT		-	-
Balance carried over to Balance Sheet		55,41,00,811	41,32,23,093
Other Comprehensive Income/(Loss)			
(A) (i) Items that will not be reclassified to profit or loss		1,38,59,022	3,76,82,545
(ii) Income tax relating to items that will not be reclassified to profit or loss		27,40,631	75,62,828
Subtotal(A)		1,11,18,391	3,01,19,717
(B) (i) Items that will be reclassified to profit or loss		(8,63,324)	(42,30,998)
(ii) Income tax relating to items that will be reclassified to profit or loss		(1,05,261)	(4,23,100)
Subtotal(B)		(7,58,063)	(38,07,898)
Other Comprehensive Income (A+B)		1,03,60,328	2,63,11,819
Total Comprehensive Income for the year		56,44,61,139	43,95,34,912
Earnings per equity share (face value Rs. 10 each)			
- Basic		93.92	70.04
- Diluted		93.92	70.04
Weighted average number of shares outstanding		59,00,000	59,00,000

Significant Accounting Policies & Notes on Financial Statements 1 to 39

As per our Report of even date
For Gary Jain & Associates
Chartered Accountants
FRN 034073N

Gary Jain
Prop.
M.no. 544732
Place: Ludhiana
Date: 25.05.2023



For and on behalf of the Board

H. K. Singhania
Director
DIN-00077540

Harjeet Singh Arora
Director
DIN-00063176

Leigh
Bikbir Singh
GM - Finance

Divyesh Jani
Company Secretary

MASTER CAPITAL SERVICES LIMITED

Cash Flow Statement for the year ended 31st March, 2023


(In Lacs)

PARTICULARS		For the year ended 31st March, 2023	For the year ended 31st March, 2022
A.	CASH FROM OPERATING ACTIVITIES		
	Net Profit before Tax & other extraordinary items	7,491.68	5,871.53
	Adjustment for:		
	Depreciation	257.24	193.24
	Adjustment for Excess Less/Provisions	(6.04)	(13.20)
	Profit on Sale of investment	(171.49)	(62.32)
	Profit/loss on Sale of Fixed asset	-	-
	Interest/Dividend Income	-	-
	Operating Profit/(Loss) before working capital changes	7,571.39	5,989.25
	Adjustments for increase / (decrease) in operating assets:		
	Trade Receivables	622.26	1,053.88
	Inventories	1,197.00	(1,127.94)
	Other Current Assets	(1,446.78)	920.85
	Other non current assets	0.77	(218.05)
	Adjustments for increase / (decrease) in operating liabilities:		
	Trade payables	6,166.04	20,129.38
	Other current liabilities	546.06	(135.93)
	Other Financial Liabilities & Provisions	-	(202.26)
	Cash Generated from Operations	14,646.77	26,409.17
	Direct Tax Paid	(1,807.00)	(1,390.00)
	Net Cash from/(used in) Operating Activities	12,839.77	25,019.17
B.	CASH FLOW FROM INVESTING ACTIVITIES		
	Purchase of Fixed Assets	(467.36)	(387.82)
	Sale of Fixed Assets	10.25	6.67
	Bank balances other than above	(19,777.68)	(23,558.80)
	Purchase/Sale of Investment(Net)	(55.46)	(298.64)
	Net Cash from/(used in) Investing Activities	(20,290.26)	(24,238.59)
C.	CASH FLOW FROM FINANCING ACTIVITIES		
	Short-term borrowings	7,070.08	(2,873.27)
	Long-term borrowings	470.19	1,241.12
	Raising of Loans	(26.76)	96.69
	Net Cash from/(used in) Financing Activities	7,513.51	(1,535.46)
	NET INCREASE/(DECREASE) IN CASH AND CASH EQUIVALENTS	63.02	(754.87)
	Cash & Cash Equivalents as at 01.04.2022(Opening Balance)	397.50	1,152.37
	Cash & Cash Equivalents as at 31.03.2023 (Closing Balance)	460.52	397.50

Significant Accounting Policies & Notes on Financial Statements 1 to 39

As per our Report of even date
For Gary Jain & Associates
Chartered Accountants
FRN 034073N

Gary Jain
Prop.
M.no. 544732
Place: Ludhiana
Date: 25.05.2023



For and on behalf of the Board

R. K. Singhania
Director
DIN-00077540

Harjeet Singh Arora
Director
DIN-00063176

Sukhbir Singh
GM - Finance

Divyesh Jani
Company Secretary

Notes forming part of financial statements for the year ended 31 March, 2023

1 Corporate Information -

Master Capital Services Ltd ('the Company') is a public limited company domiciled in India and incorporated under the provision of the Companies Act, 1956. The Company was registered as stock broker and commodity broker with the Securities and Exchange Board of India ('SEBI').

The company is mainly in the business of share /stock broking as a member of National Stock Exchange of India Limited (NSE), Bombay Stock Exchange (BSE), Metropolitan Stock Exchange of India Limited (MSE). The company is also registered as commodity broker since October, 2019 with Indian Commodity Exchange Limited (ICEX), Multi Commodity Exchange of India Limited (MCX) & National Commodity & Derivatives Exchange Limited (NCDEX). The company is also providing depository services as depository participants of National Securities Depository Limited (NSDL) and Central Depository Services Limited (CDSL) to its clients.

2 Significant Accounting Policies

a. Statement of compliance

The financial statements have been prepared in accordance with Indian Accounting Standards (Ind AS) notified under the Section 133 of the 2013 Act read with the Companies (Indian Accounting Standards) Rules, 2015 and other relevant provisions of the 2013 Act.

The financial statements have been prepared on the historical cost basis except for certain financial instruments that are measured at fair values at the end of each reporting period, as explained in the accounting policies below.

Historical cost is generally based on the fair value of the consideration given in exchange for goods and services.

Fair value is the price that would be received to sell an asset or paid to transfer a liability in an orderly transaction between market participants at the measurement date, regardless of whether that price is directly observable or estimated using another valuation technique. In estimating the fair value of an asset or a liability, the Company takes into account the characteristics of the asset or liability if market participants would take those characteristics into account when pricing the asset or liability at the measurement date. Fair value for measurement and/or disclosure purposes in these financial statements is determined on such a basis, except for share-based payment transactions that are within the scope of Ind AS 102, leasing transactions that are within the scope of Ind AS 17, and measurements that have some similarities to fair value but are not fair value, such as net realisable value in Ind AS 2 or value in use in Ind AS 36.

b. Use of Estimates

The preparation of the financial statements in conformity with Indian GAAP requires the Management to make judgements, estimates and assumptions considered in the reported amounts of revenues, expenses, assets and liabilities and the disclosure of contingent liabilities, at the end of the reporting period. Although these estimates are based on the management's best knowledge of current events and actions, uncertainty about these assumptions and estimates could result in the outcomes requiring a material adjustment to the carrying amounts of assets or liabilities in future periods.

c. First-time adoption of Ind AS

Overall principle :

The Company has prepared the opening balance sheet as per Ind AS as of 1st April 2018 ("the transition date") by recognising all assets and liabilities whose recognition is required by Ind AS, not recognising items of assets or liabilities which are not permitted by Ind AS, by reclassifying items from Previous GAAP to Ind AS as required under Ind AS, and applying Ind AS in measurement of recognised assets and liabilities. However, this principle is subject to certain exceptions and certain optional exemptions available by the Company as mentioned below:

Deemed cost for property, plant and equipment and intangible assets -

The Company has elected to measure property, plant and equipment, and intangible assets at its Previous GAAP carrying amount and use that Previous GAAP carrying amount as its deemed cost at the date of transition to Ind AS.

d. Revenue Recognition

Recognition of interest income on loans

The Company follows the mercantile system of accounting and recognized Profit/Loss on that basis. Interest income is recognized on the time proportionate basis starting from the date of disbursement of loan.

Rental Income :

income from operating leases is recognised in the Statement of profit and loss as per contractual rentals unless another systematic basis is more representative of the time pattern in which benefit derived from the leased asset is diminished.

Fee and commission income :

Fee based income are recognised when they become measurable and when it is probable to expect their ultimate collection. Commission and brokerage income earned for the services rendered are recognised as and when they are due.

Dividend and interest income on investments:

- Dividends are recognised in Statement of profit and loss only when the right to receive payment is established, it is probable that the economic benefits associated with the dividend will flow to the Company and the amount of the dividend can be measured reliably.

- Interest income from investments is recognised when it is certain that the economic benefits will flow to the Company and the amount of income can be measured reliably. Interest income is accrued on a time basis, by reference to the principal outstanding and at the effective interest rate applicable.

e. Property, Plant and Equipments (PPE)


PPE are stated at cost of acquisition (including incidental expenses), less accumulated depreciation and accumulated impairment loss, if any.

Depreciation on PPE is provided on straight-line basis in accordance with the useful lives specified in Schedule II to the Companies Act, 2013 on a pro-rata basis.

The estimated useful lives used for computation of depreciation are as follows:

Buildings	60 years
Furniture and Fixtures	10 years
Office Equipments	5 years
Computer	3 years
Vehicles	8 years and 10 years

Gary



Subsequent expenditures relating to property, plant and equipment is capitalized only when it is probable that future economic benefits associated with these will flow to the Company and the cost of the item can be measured reliably. Repairs and maintenance costs are recognized in net profit in the statement of profit and loss when incurred. The cost and related accumulated depreciation are eliminated from the financial statements upon sale or retirement of the asset and the resultant gains or losses are recognized in the statement of profit and loss. Assets to be disposed off are reported at the lower of the carrying value or the fair value less cost to sell.

f. Intangible Assets

Intangible assets acquired separately are measured on initial recognition at cost. Following initial recognition, intangible assets are carried at cost less any accumulated amortisation and accumulated impairment losses, if any. Internally generated intangibles, excluding capitalised development costs, are not capitalised and the related expenditure is reflected in profit or loss in the period in which the expenditure is incurred. Intangible assets with finite lives are amortised over the useful economic life and assessed for impairment whenever there is an indication that the intangible asset may be impaired. The useful lives considering the terms of the business purchase agreements are as follows:

Software 3 years

g. Investments in subsidiaries and associates

Investments in subsidiaries and associate are measured at fair value, if any.

h. Financial instruments

Recognition and initial measurement

Financial assets and financial liabilities are recognised when the Company becomes a party to the contractual provisions of the instruments. Financial assets and financial liabilities are initially measured at fair value. On initial recognition, a financial asset is classified as measured at FVOCI. The Company subsequently measures all financial investments at fair value through other comprehensive income.

Financial assets

All regular way purchases or sales of financial assets are recognised and derecognised on a trade date basis. Regular way purchases or sales are purchases or sales of financial assets that require delivery of assets within the time frame established by regulation or convention in the marketplace. All recognised financial assets are subsequently measured in their entirety at either amortised cost or fair value, depending on the classification of the financial assets.

Financial liabilities and equity instruments:

Equity instruments issued by the Company are classified as equity in accordance with the substance of the contractual arrangements. An equity instrument is any contract that evidences a residual interest in the assets of an entity after deducting all of its liabilities. Equity instruments issued by Company are recognised at the proceeds received.

Financial liabilities are classified as measured at amortised cost.

i. Employee benefits

Short-term and other long-term employee benefits

A liability is recognised for benefits accruing to employees in respect of wages and salaries, and annual leave in the period the related service is rendered at the undiscounted amount of the benefits expected to be paid in exchange for that service.

Liabilities recognised in respect of short-term employee benefits are measured at the undiscounted amount of the benefits expected to be paid in exchange for the related service.

Liabilities recognised in respect of other long-term employee benefits are measured at the present value of the estimated future cash outflows expected to be made by the Company in respect of services provided by employees up to the reporting date.

Contribution to provident fund and ESIC -

Company's contribution paid/payable during the year to provident fund and ESIC is recognised in the Statement of profit and loss.

Gratuity -

The Company's liability towards gratuity scheme is determined by independent actuaries, using the projected unit credit method. The present value of the defined benefit obligation is determined by discounting the estimated future cash outflows by reference to market yields at the end of the reporting period on government bonds that have terms approximating to the terms of the related obligation. Past services are recognised at the earlier of the plan amendment / curtailment and recognition of related restructuring costs/ termination benefits.

The net interest cost is calculated by applying the discount rate to the net balance of the defined benefit obligation and the fair value of plan assets. This cost is included in employee benefit expense in the Statement of profit and loss.

Remeasurement gains/losses -

Remeasurement of defined benefit plans, comprising of actuarial gains / losses, return on plan assets excluding interest income are recognised immediately in the balance sheet with corresponding debit or credit to Other Comprehensive Income (OCI). Remeasurements are not reclassified to Statement of profit and loss in the subsequent period.

Remeasurement gains or losses on long-term compensated absences that are classified as other long-term benefits are recognised in Statement of profit and loss.

j. Finance costs

Finance costs include interest expense on respective financial instruments measured at Amortised cost. Financial instruments include bank term loans, loan to related parties and loan to others. Finance costs are charged to the Statement of profit and loss.

k. Taxation - Current and deferred tax:

Income tax expense represents the sum of the tax currently payable and deferred tax.


Current tax :

Current tax comprises amount of tax payable in respect of the taxable income or loss for the year determined in accordance with Income Tax Act, 1961 and any adjustment to the tax payable or receivable in respect of previous years. The Company's current tax is calculated using tax rates that have been enacted or substantively enacted by the end of the reporting period.

Deferred tax :

Deferred tax is recognised on temporary differences between the carrying amounts of assets and liabilities in the financial statements and the corresponding tax bases used in the computation of taxable profit. Deferred tax liabilities are generally recognised for all taxable temporary differences. Deferred tax assets are generally recognised for all deductible temporary differences to the extent that it is probable that taxable profits will be available against which those deductible temporary differences can be utilised. Such deferred tax assets and liabilities are not recognised if the temporary difference arises from the initial recognition (other than in a business combination) of assets and liabilities in a transaction that affects neither the taxable profit nor the accounting profit.

Gary



The carrying amount of deferred tax assets is reviewed at the end of each reporting period and reduced to the extent that it is no longer probable that sufficient taxable profits will be available to allow all or part of the asset to be recovered.

Deferred tax liabilities and assets are measured at the tax rates that are expected to apply in the period in which the liability is settled or the asset realised, based on tax rates (and tax laws) that have been enacted or substantively enacted by the end of the reporting period.

The measurement of deferred tax liabilities and assets reflects the tax consequences that would follow from the manner in which the Company expects, at the end of the reporting period, to recover or settle the carrying amount of its assets and liabilities.

l. Provisions and contingent liabilities

Provisions are recognised when the Company has a present obligation (legal or constructive) as a result of a past event, it is probable that the Company will be required to settle the obligation, and a reliable estimate can be made of the amount of the obligation.

The amount recognised as a provision is the best estimate of the consideration required to settle the present obligation at the end of the reporting period, taking into account the risks and uncertainties surrounding the obligation. When a provision is measured using the cash flows estimated to settle the present obligation, its carrying amount is the present value of those cash flows (when the effect of the time value of money is material).

When some or all of economic benefits required to settle a provision are expected to be recovered from a third party, a receivable is recognised as an asset if it is virtually certain that reimbursements will be received and amount of the receivable can be measured reliably.

A disclosure for a contingent liability is made when there is a possible obligation or a present obligation that may, but probably will not, require an outflow of resources. When there is a possible obligation or a present obligation that the likelihood of outflow of resources is remote, no provision or disclosure is made.

m. Leases :

Where the Company is the lessee -

Leases where the lessor effectively retains substantially all the risks and benefits of ownership of the leased asset are classified as operating leases. Operating lease payments are recognized as an expense in the Statement of profit and loss.

Where the Company is the lessor -

Lease income is recognised in the Statement of profit and loss as per contractual rental unless another systematic basis is more representative of the time pattern in which the benefit derived from the leased asset is diminished.


n. Cash and cash equivalents:

Cash and cash equivalents in the balance sheet comprise cash on hand, cheques and drafts on hand, balance with banks in current accounts and short-term deposits with an original maturity of three months or less, which are subject to an insignificant risk of change in value.

o. Earnings Per Share :

Basic earnings per share is calculated by dividing the net profit or loss for the period attributable to equity shareholders by the weighted average number of equity shares outstanding during the period. Earnings considered in ascertaining the Company's earnings per share is the net profit for the period after deducting any attributable tax thereto for the period. The weighted average number of equity shares outstanding during the period and for all periods presented is adjusted for events, such as bonus shares, sub-division of shares etc. that have changed the number of equity shares outstanding, without a corresponding change in resources. For the purpose of calculating diluted earnings per share, the net profit or loss for the period attributable to equity shareholders is divided by the weighted average number of equity shares outstanding during the period, considered for deriving basic earnings per share and weighted average number of equity shares that could have been issued upon conversion of all dilutive potential equity shares.

Gary



MASTER CAPITAL SERVICES LIMITED

NOTE 3 - Property, Plant and Equipment

Particulars	Land & Buildings	Furniture & Fixtures	Office Equipments	Computer	Vehicles	Electric Equip/Fitt.	Vehicles (Two Wheelers)	Total
GROSS CARRYING AMOUNT								
Balance as at 1 April 2021	4,70,56,869	2,33,77,715	2,91,49,551	17,68,32,703	3,54,04,267	49,18,291	53,000	31,67,92,396
Additions during the year	-	12,08,561	31,50,266	1,35,82,006	2,06,88,527	70,900	81,500	3,87,81,760
Disposals / deductions during the year	6,67,400	-	-	-	9,78,777	-	-	16,46,177
Balance as at 31 March 2022	4,63,89,469	2,45,86,276	3,22,99,817	19,04,14,709	5,51,14,017	49,89,191	1,34,500	35,39,27,979
Balance as at 1 April 2022	4,63,89,469	2,45,86,276	3,22,99,817	19,04,14,709	5,51,14,017	49,89,191	1,34,500	35,39,27,979
Additions during the year	-	18,62,014	32,93,575	3,54,92,755	60,88,142	-	-	4,67,36,486
Disposals / deductions during the year	-	-	-	-	42,37,924	-	-	42,37,924
Balance as at 31st March 2023	4,63,89,469	2,64,48,290	3,55,93,392	22,59,07,464	5,69,64,235	49,89,191	1,34,500	39,64,26,541
ACCUMULATED DEPRECIATION AND IMPAIRMENT LOSSES								
Balance as at 1 April 2021	1,07,59,127	1,85,90,533	2,54,66,786	15,74,55,648	2,06,61,579	47,39,316	14,898	23,76,87,885
Additions during the year	4,41,667	9,17,970	17,92,469	1,13,30,152	47,45,857	85,938	10,011	1,93,24,064
Disposals / deductions during the year	-	-	-	-	9,78,777	-	-	9,78,777
Balance as at 31 March 2022	1,12,00,793	1,95,08,503	2,72,59,255	16,87,85,800	2,44,28,659	48,25,254	24,909	25,60,33,172
Balance as at 1 April 2022	1,12,00,793	1,95,08,503	2,72,59,255	16,87,85,800	2,44,28,659	48,25,254	24,909	25,60,33,172
Additions during the year	4,41,667	7,57,076	20,74,671	1,64,72,617	58,76,568	88,100	13,450	2,57,24,149
Disposals / deductions during the year	-	-	-	-	32,12,917	-	-	32,12,917
Balance as at 31st March 2023	1,16,42,460	2,02,65,579	2,93,33,926	18,52,58,417	2,70,92,310	49,13,354	38,359	27,85,44,404
NET CARRYING AMOUNT								
As at 31 March 2022	3,51,88,676	50,77,773	50,40,562	2,16,28,909	3,06,85,358	1,63,937	1,09,591	9,78,94,807
Balance as at 31st March 2023	3,47,47,009	61,82,711	62,59,466	4,06,49,047	2,98,71,925	75,837	96,141	11,78,82,137



Gary
20

Notes forming part of the financial statements
NOTE 4 - INVESTMENTS AT FAIR VALUE

Particulars	As at 31st March, 2023	As at 31st March, 2022
(Quoted)		
12,870 (12870) shares of Rs. 10 each fully paid up in NCC Limited	2,57,400	2,57,400
1240 (0) Equity Shares of ICICI bank Ltd	10,73,282	-
4000 (0) Equity Shares of Container Corporation of India Ltd	28,85,000	-
50000 (0) Equity Shares of Taneja Aerospace Aviation Ltd	57,50,000	-
5500 (0) Equity Shares of Prism Johnson Ltd	5,69,250	-
21263(0) Equity Shares of Puravankara Ltd	18,90,281	-
10000(0) Equity Shares of ALMONDZ GLOBAL SECURITIES LIMITED	6,13,204	-
4285 (0) Equity Shares of APOLLO PIPES LIMITED	23,25,141	-
6000 (0) Equity Shares of ATAM VALVES LIMITED	10,22,675	-
2592(0) Equity Shares of GREENPANEL INDUSTRIES LIMITED	6,79,358	-
46914 (0) Equity Shares of HUBTOWN LIMITED	13,98,643	-
150000 (0) Equity Shares of MEP INFRASTRUCTURE DEVELOPERS LIMITED	17,92,559	-
17500 (0) Equity Shares of PTC INDIA FINANCIAL SERVICES LIMITED	2,19,878	-
1234 (0) Equity Shares of SANSEERA ENGINEERING LIMITED	8,87,649	-
1000 (0) Equity Shares of TAAL ENTERPRISES LIMITED	15,96,834	-
(Unquoted)		
Investments In Subsidiaries		
810007 (810007) Equity Shares of Rs. 10/- each of Master Portfolio Services Limited	2,01,00,070	2,01,00,070
514007 (550007) Equity Shares of Rs. 10/- each of Master Commodity Services Limited	3,45,44,210	3,49,04,570
Investments in Others		
36037(36037) shares of Rs. 1 each fully paid up in Delhi Stock Exchange Limited	12,95,287	12,95,287
10 (10) shares of Rs. 1 each fully paid up in Ludhiana Stock Exchange Limited	100	100
8500 (8500) Shares of Rs.10/- Each of LSC Securities Ltd.	85,000	85,000
Investments in Mutual Funds		
Quoted		
Nil(1477352.191) units of Rs.10 each of IDFC Mutual Fund Corp Bond Fund		2,26,44,411
100000 units Volvin Growth Fund FV 100	10000000	
Accrued Value of Investment as per Ind As	26,45,44,481	25,15,48,783
Total	35,35,30,301	33,08,35,621

NOTE 5 - OTHER NON CURRENT ASSETS

Particulars	As at 31st March, 2023	As at 31st March, 2022
Security Deposits(Unsecured , Considered Good)	7,92,42,516	7,10,60,090
Advance Income Tax (Net of Provision for Tax)	83,55,012	1,66,14,535
Total	8,75,97,528	8,76,74,624

NOTE 6 - INVENTORIES

Particulars	As at 31st March, 2023	As at 31st March, 2022
Securities	3,95,43,043	15,92,42,634
Total	3,95,43,043	15,92,42,634

NOTE 7 - TRADE RECEIVABLES

Particulars	As at 31st March, 2023	As at 31st March, 2022
Trade Receivable - Considered Good	48,39,31,108	54,61,56,994
Total	48,39,31,108	54,61,56,994


Ageing for trade receivables as at March 31, 2023

Particulars	Less than 6 months	6 months -1 ye	1-2 years	2-3 years	More than 3 years	TOTAL
(i) Undisputed Trade receivables – considered good	46,67,75,766	97,36,516	74,18,826	-	-	48,39,31,108
(ii) Undisputed Trade Receivables – which have significant in	-	-	-	-	-	-
(iii) Undisputed Trade Receivables – credit impaired	-	-	-	-	-	-
(iv) Disputed Trade Receivables–considered good	-	-	-	-	-	-
(v) Disputed Trade Receivables – which have significant incr	-	-	-	-	-	-
(vi) Disputed Trade Receivables – credit impaired	-	-	-	-	-	-
Total	46,67,75,766	97,36,516	74,18,826	-	-	48,39,31,108

Ageing for trade receivables as at March 31, 2022

Particulars	Less than 6 months	6 months -1 ye	1-2 years	2-3 years	More than 3 years	TOTAL
(i) Undisputed Trade receivables – considered good	53,51,96,830	65,67,527	43,92,637	-	-	54,61,56,994
(ii) Undisputed Trade Receivables – which have significant in	-	-	-	-	-	-
(iii) Undisputed Trade Receivables – credit impaired	-	-	-	-	-	-
(iv) Disputed Trade Receivables–considered good	-	-	-	-	-	-
(v) Disputed Trade Receivables – which have significant incr	-	-	-	-	-	-
(vi) Disputed Trade Receivables – credit impaired	-	-	-	-	-	-
Total	53,51,96,830	65,67,527	43,92,637	-	-	54,61,56,994

Gary
20



NOTE 8 - CASH AND CASH EQUIVALENT

Particulars	As at	As at
	31st March, 2023	31st March, 2022
Cash on hand	6,00,927	6,87,478
Balances with banks		
-In current accounts	2,56,25,100	1,12,41,935
-Cheques in Hand (Net)	1,98,25,851	2,78,20,093
Total	4,60,51,878	3,97,49,506

NOTE 9 - Bank balances other than above

Particulars	As at	As at
	31st March, 2023	31st March, 2022
Balances with banks		
-Fixed Deposit pledged against overdraft facility, Margin with Exchange and Bank Guarantee etc.	9,88,90,36,860	7,91,12,68,715
Total	9,88,90,36,860	7,91,12,68,715

NOTE 10 - OTHER CURRENT ASSETS

Particulars	As at	As at
	31st March, 2023	31st March, 2022
Short Term Loans and Advances	-	-
Amount Due from Related Parties	2,34,29,772	1,05,86,383
Prepaid expense	22,43,14,109	9,24,81,932
Advances Receivable in Cash or in Kind for Value to be received		
Total	24,77,43,881	10,30,68,315

NOTE 11 - EQUITY SHARE CAPITAL

Particulars	As at 31st March, 2023		As at 31st March, 2022	
	Number	Amount (Rs.)	Number	Amount (Rs.)
Authorised				
Equity shares of Rs.10/- each (Par value)	61,00,000	6,10,00,000	61,00,000	6,10,00,000
	61,00,000	6,10,00,000	61,00,000	6,10,00,000
Issued, Subscribed and fully paid up				
Equity shares of Rs. 10/- each (Par value)	59,00,000	5,90,00,000	59,00,000	5,90,00,000
	59,00,000	5,90,00,000	59,00,000	5,90,00,000

The authorised share capital has been increased to 6,00,00,000 equity shares of 10/- each pursuant to amalgamation of Colors Textiles Limited vide order dated 6th May, 2014 of the Hon'ble Punjab & Haryana High Court.

(a) Reconciliation of the number of shares outstanding at the beginning and at the end of the reporting period:

Particulars	Share Capital		Share Capital	
	As at 31st March, 2023		As at 31st March, 2022	
	Number	Amount (Rs.)	Number	Amount (Rs.)
i) Issued, Subscribed and paid up equity shares				
Outstanding at the beginning of the year	59,00,000	5,90,00,000	59,00,000	5,90,00,000
Issued during the year pursuant to scheme of Amalgamation	-	-	-	-
Cancelled pursuant to scheme of amalgamation	-	-	-	-
Outstanding at the end of the year	59,00,000	5,90,00,000	59,00,000	5,90,00,000


(b) Terms/rights attached to equity shares

The company has one class of shares referred to as Equity Shares having a par value of Rs. 10/- each. Each holder of equity shares is entitled to one vote per share.

(c) Shares held by holding company or ultimate holding company or subsidiaries or associates of the holding company or the ultimate holding company.

Particulars	As at 31st March, 2023		As at 31st March, 2022	
	Number of shares held	% of holding	Number of shares held	% of holding
Master Trust Ltd	59,00,000	100.00	59,00,000	100.00

Spay



(d) The details of shareholder holding more than 5 percent shares.

Particulars	Equity Share Capital		Equity Share Capital	
	As at 31st March, 2023		As at 31st March, 2022	
	No. of Shares	% of holding	No. of Shares	% of holding
Master Trust Ltd	59,00,000	100.00	59,00,000	100.00

(e) Shares held by promoters at the end of the year

Particulars	Equity Share Capital			Equity Share Capital		
	No. of Shares	% of holding	% Change during the year	No. of Shares	% of holding	% Change during the year
Master Trust Ltd	59,00,000	100.00	-	59,00,000	100.00	-
Total	59,00,000	100.00	-	59,00,000	100.00	-

NOTE 12 - OTHER EQUITY

Particulars	As at 31st March, 2023	As at 31st March, 2022
(a) General Reserve	1,19,73,635	1,19,73,635
(b) Capital Reserve	20,00,000	20,00,000
(c) Securities Premium Reserve	1,20,00,000	1,20,00,000
(d) Debt/Equity instruments through OCI	21,17,54,230	20,13,93,902
(e) Retained Earning	2,10,43,36,443	1,55,02,35,632
Total	2,34,20,64,308	1,77,76,03,169


Particulars	Reserves & Surplus				Items of other comprehensive income	Total
	General Reserve	Capital Reserve	Securities Premium Reserve	Retained Earning	Debt/Equity instruments through OCI	
Balance as at 1 April 2022	1,19,73,635	20,00,000	1,20,00,000	1,55,02,35,632	20,13,93,902	1,77,76,03,169
Profit/(loss) for the year	-	-	-	55,41,00,811	-	55,41,00,811
Other Comprehensive Income / (loss)	-	-	-	-	1,03,60,328	1,03,60,328
Balance as at 31st, March 2023	1,19,73,635	20,00,000	1,20,00,000	2,10,43,36,443	21,17,54,230	2,34,20,64,308

NOTE 13 - LONG TERM BORROWINGS

Particulars	As at 31st March, 2023	As at 31st March, 2022
Secured		
Term Loans		
From Banks	1,17,45,712	1,27,50,029
From Others	3,55,172	8,57,016
Nature of Security and terms of repayment for Long Term secured borrowings :		
	Nature of Security	Terms of Repayment
	Term Loan is secured against hypothecation of Cars	Repayable in Equal monthly installments falling due in respect of all the above loans upto 31 st March, 2023 have been
Unsecured		
Deep Discount Bonds	2,42,50,000	25420000
Interest on DDB accrued but not due	1,10,37,05,306	1,05,66,86,507
Total	1,14,00,56,190	1,09,57,13,552

NOTE 14 - DEFERRED TAX LIABILITIES

Particulars	As at 31st March, 2023	As at 31st March, 2022
Deferred tax Liability		
Related to fixed assets	19,00,529	10,91,858
Related to Gratuity	1,20,318	1,61,681
	20,20,846	12,53,538
Deferred tax Liabilities		
Related to Investment	5,27,90,251	5,01,54,881
	5,27,90,251	5,01,54,881
Total	5,48,11,097	5,14,08,419



NOTE 15 - TRADE PAYABLE

Particulars	As at	As at
	31st March, 2023	31st March, 2022
Trade Payable		
- Total outstanding dues of micro enterprises and small enterprises	-	-
- Total outstanding dues of creditors other than micro enterprises and small enterprises	6,62,32,30,252	6,00,76,25,847
Total	6,62,32,30,252	6,00,76,25,847

Ageing for trade payables outstanding as at 31st March, 2023 is as follows:

	Less than 1 year	1-2 years	2-3 years	More than 3 years	Total
(i) MSME	-	-	-	-	-
(ii) Others	6,62,32,30,252	-	-	-	6,62,32,30,252
(iii) Disputed dues - MSME	-	-	-	-	-
(iv) Disputed dues - Others	-	-	-	-	-
Total	6,62,32,30,252	-	-	-	6,62,32,30,252

Ageing for trade payables outstanding as at March 31, 2022 is as follows:

	Less than 1 year	1-2 years	2-3 years	More than 3 years	Total
(i) MSME	-	-	-	-	-
(ii) Others	6,00,76,25,847	-	-	-	6,00,76,25,847
(iii) Disputed dues - MSME	-	-	-	-	-
(iv) Disputed dues - Others	-	-	-	-	-
Total	6,00,76,25,847	-	-	-	6,00,76,25,847

NOTE 16 - PROVISIONS


Particulars	As at	As at
	31st March, 2023	31st March, 2022
Provision for employee benefit (gratuity)	-	-
Provision For Dividend	-	-
Provision For Tax	-	-
Total	-	-

NOTE 17 - OTHER CURRENT LIABILITIES

Particulars	As at	As at
	31st March, 2023	31st March, 2022
Current Maturities of Long Term Debt	56,17,201	47,18,089
Statutory dues	2,72,62,795	3,09,33,159
Other payables	27,22,87,082	21,49,09,476
Total	30,51,67,079	25,05,60,725

NOTE 18 - SHORT TERM BORROWINGS

Particulars	As at	As at
	31st March, 2023	31st March, 2022
Short Term Borrowings		
From Banks/Financial Institutions (Secured)		
Overdraft Facility(Against FD)	74,09,87,813	3,36,71,510
Amt due to Subsidiaries for Business Operations	-	3,07,995
Total	74,09,87,813	3,39,79,505

Gary
20

Notes forming part of the financial statements

NOTE 19 - REVENUE FROM OPERATIONS

(Rupees)

Particulars	For the year ended 31st March, 2023	For the year ended 31st March, 2022
Income from Brokerage, Sale/Purchase of Securities	2,26,38,67,793	2,24,80,70,376
Interest	62,85,27,330	48,00,52,271
DP Income	2,85,11,383	3,51,13,101
Mutual Fund Brokerage	4,43,25,700	3,98,42,333
Professional Income	71,65,000	5,86,000
Dividend income	8,61,600	6,63,504
Total	2,97,32,58,807	2,80,43,27,585

NOTE 20 - OTHER INCOME

Particulars	For the year ended 31st March, 2023	For the year ended 31st March, 2022
Profit on Sale of Investments(Long Term Net)	1,71,48,543	62,32,000
profit on Sale of Fixed Assets	5,58,009	-
Other income	1,73,49,944	1,32,77,643
Total	3,50,56,497	1,95,09,643

NOTE 21 - EMPLOYEE BENEFITS EXPENSES

Particulars	For the year ended 31st March, 2023	For the year ended 31st March, 2022
Salaries and wages	51,49,41,592	65,14,92,235
Contribution to provident and other funds	20,34,727	18,95,527
Staff welfare expenses	80,24,608	37,68,453
Total	52,50,00,928	65,71,56,215


NOTE 22 - Finance Cost

Particulars	For the year ended 31st March, 2023	For the year ended 31st March, 2022
Interest Expenses on Borrowings	21,48,49,572	20,89,31,320
Bank Charges	3,47,53,006	1,39,83,714
Total	24,96,02,577	22,29,15,034

NOTE 23 - OTHER EXPENSES

Particulars	For the year ended 31st March, 2023	For the year ended 31st March, 2022
Printing & Stationery	50,84,067	40,23,584
Legal & Professional Charges	14,05,11,422	7,45,79,246
Payments to auditors		
As auditors - statutory audit	2,00,000	2,00,000
For Tax Audit	50,000	50,000
Fees & Taxes	96,25,030	98,68,878
Rent	4,04,12,973	3,11,54,809
Office Maintenance	3,63,97,423	2,37,04,154
Traveling & Conveyance	1,28,52,821	81,74,965
Demat / Remat charges	97,93,157	1,10,02,848
Computer & Software Expenses	14,54,23,831	10,09,15,649
Loss on Sale of Fixed Assets	-	-
VSAT Charges	-	12,85,917
Sub Brokerage	42,97,85,035	45,00,25,225
General Expenses	3,93,12,356	3,26,66,430
Bad Debts w/off	5,13,478	(6,10,321)
Telephone, Postage & Server Hosting	7,46,99,577	5,25,71,300
Turnover Tax/Transaction charges	52,71,54,437	57,11,28,144
Total	1,47,18,15,607	1,37,07,40,829


Gary



NOTE 24 - Corporate Social Responsibility (CSR) expenditure

Particulars	For the year ended 31st March, 2023	For the year ended 31st March, 2022
(i) amount required to be spent by the company during the year	55,24,000	21,64,254
(ii) amount of expenditure incurred,	55,89,000	25,50,000
(iii) shortfall at the end of the year,	-	-
(iv) total of previous years shortfall	-	-
(v) reason for shortfall,	-	-
	Promoting education, healthcare, eradication of hunger, incubating and scaling underprivileged community enterprises	Promoting education, healthcare, Covid-19 relief, eradication of hunger
(vi) nature of CSR activities,	-	-
(vii) details of related party transactions, e.g., contribution to a trust controlled by the	-	-
(viii) where a provision is made with respect to a liability incurred by entering into a	NA	NA
Total	55,89,000	25,50,000

Gary




Note 25 Related Party Transactions

Holding/Fellow Subsidiaries/ Subsidiaries	Associates/Enterprises owned or significantly influenced by the key Management Persons or	Key Management Personnel and their Relatives
Holding:- Master Trust Ltd. Subsidiaries :- Master Commodity Services Ltd. Master Portfolio Service Ltd.	Prime Industries Ltd. Master Infrastructures & Real Estate Developers Ltd. Master Insurance Brokers Ltd. H.A. Shares & Stock Brokers Pvt Ltd. Master Shares & Stock Brokers Pvt Ltd. Harjeet Singh Arora HUF H K Arora Real Estate Services Pvt. Ltd. R. K. Singhania HUF Puneet Singhania HUF Santco India Pvt. Ltd. Irage Mastertrust Investment Managers LLP Sanawar Investments Singhania Properties Amni Real Estate Pvt. Ltd. Big Build Real Estate Pvt. Ltd. PHDA Financial Services Pvt. Ltd. Chandi Angel Investors Forum Master Projects Pvt. Ltd. Sanawar Agri Pvt. Ltd. Arora Financial Services Pvt Ltd. Bluecircle Investments Crescent Investments Matria Estate Developers Pvt. Ltd. Gold Touch Agri Pvt. Ltd. Eminent Buildwell Pvt. Ltd. Vision Investments KAG Investment and Advisors Pvt. Ltd. Master Trust Wealth Pvt. Ltd. Harinder Singh HUF	KMP Mr. Harjeet Singh Arora Mr. R K Singhania Mr. Gurmeet Singh Chawla Mr. Harinder Singh Mr. Puneet Singhania Mr. Jashanjyot Singh Arora Relatives of KMP Mrs. Harneesh Kaur Arora Mrs. Parveen Singhania Mr. Chirag Singhania Mrs. Palka A Chopra Mrs. Priyanka Thukral Mrs. Rohila Singhania Mrs. Isha Singhania Mr. Amandeep Singh Chawla Ms. Guneet Chawla Mr. Maninder Singh

Transactions with related parties

Transactions with related parties	Holding/Fellow Subsidiaries/ Subsidiaries	Associates/Enterprises owned or significantly influenced by the key Management Persons or	Key Management Personnel and their Relatives	Total
Brokerage	Year ended 31st March, 2023	22,64,520	37,206	28,39,660
	Year ended 31st March, 2022	97,69,690	77,68,122	4,69,755
Interest Received	Year ended 31st March, 2023	14,39,632	-	-
	Year ended 31st March, 2022	66,44,078	-	3,805
Purchase of Investment	Year ended 31st March, 2023	-	-	-
	Year ended 31st March, 2022	2,26,44,411	-	-
Sale of Investment	Year ended 31st March, 2023	-	-	-
	Year ended 31st March, 2022	-	-	-
Interest Paid	Year ended 31st March, 2023	-	-	28,27,825
	Year ended 31st March, 2022	-	13,55,029	3,87,050
Professional Charges Paid	Year ended 31st March, 2023	22,50,000	1,00,000	-
	Year ended 31st March, 2022	-	6,58,824	-
Remuneration	Year ended 31st March, 2023	-	-	2,14,22,592
	Year ended 31st March, 2022	-	-	1,96,84,419
Rent Received	Year ended 31st March, 2023	-	6,00,000	-
	Year ended 31st March, 2022	-	7,86,000	-
Commision Received	Year ended 31st March, 2023	-	-	-
	Year ended 31st March, 2022	-	-	-
Commision Paid	Year ended 31st March, 2023	-	-	1,22,30,934
	Year ended 31st March, 2022	-	-	72,44,607
Rent Paid	Year ended 31st March, 2023	3,00,000	71,11,200	7,98,000
	Year ended 31st March, 2022	3,00,000	68,11,200	9,68,400
Corporate Guarantees given	Year ended 31st March, 2023	4,85,00,00,000	-	-
	Year ended 31st March, 2022	2,00,00,00,000	-	-
Balance outstanding at the end of the year Receivable	Year ended 31st March, 2023	-	-	-
	Year ended 31st March, 2022	-	-	33,928
Payable	Year ended 31st March, 2023	-	-	20,705
	Year ended 31st March, 2022	12,37,938	1,54,832	24,37,832



Jain

26 Contingent Liabilities Not Provided For In Respect of:

Particulars	In lacs	
	As At 31st, March 2023	As At 31st, March 2022
Claims against the Company not acknowledged as debts in respect of :		
Court Cases (i)	488.23	441.47
Bank Guarantees -		
NSE Clearing Ltd. as its Clearing Member for exposure with Capital,Currency and Derivative market segment	37,910	605
NCDEX as its Clearing Member for exposure with Commodity market segment.	82.50	33
MCX as its Clearing Member for exposure with Commodity market segment.	500.00	63
SHCIL as its Trading Member for exposure with Capital market Future & Option segment for NSE	-	9,280

The company is involved in various small legal proceedings for various claims related to the ordinary course of its business. In respect of these claims, the company believes, these claims do not constitute material litigation matters and with its meritorious defences the ultimate disposition of these matters will not have a material adverse effect on its financial statements. In view of the management and the legal advice sought, no provision is required to be made in case litigation against/ by the company. Therefore, provision for the same has not been provided in the books of account.

27

The Company has a procedure of receiving Shares/Bonds from its clients as margins/pay in. The shares/bonds are held by the company in the Pool account. However due credit of Interest/Dividend has been given to the concerned clients. Also the TDS deducted on the above said income has been transferred to the concerned clients under the provision of rule 37BA(2) of income tax act 1961.

28 Calculation of basic and diluted earning per share as per accounting standard (earning per share) issued by the Institute of Chartered Accountants of India.

Particulars	Current Year	Previous Year
Basic Earning per share (Rs.)	93.92	70.04
Diluted Earning per share (Rs.)	93.92	70.04
Profit attributable to the equity holders of the Company used in calculating basic earning per share and diluted earning per share	55,41,00,811	41,32,23,093
Weighted average number of equity shares for the purpose of calculating basic earning per share and diluted earning per share	59,00,000	59,00,000

29 In the opinion of Board of Directors, Current assets have the value at which they are stated, if realized in ordinary course of business.

30 The Company had issued 4000 Deep Discount Bonds (DDB) of face value Rs. 400.00 lacs in the earlier years, outstanding Face Value at the end of the year amounting to Rs.242.50 Lacs (As at 31st March, 2022: Rs. 254.2 Lacs), to augment the working capital and other requirements. Interest is accounted for on mercantile basis. However, as per the provisions of Income Tax Act, the tax will be deducted at source at the time of maturity/redemption.

31 Income from Brokerage, Sale/Purchase of securities include Brokerage of Rs 120,23,79,138/- (Previous Year Rs.129,76,94,056/-) and Profit/(Loss) on Trading of Securities Rs. 106,14,88,655/-(previous Year 95,03,76,320/-).

32 Expenditure in Foreign Currency Rs.6.24 Lakhs (previous year Rs. 3.97 Lakhs)

33 Segment Information

In the opinion of the management, there is only one reportable business segment as envisaged by Ind AS 108 on 'Operating Segment' issued by Institute of Chartered accountant of India. Accordingly, no separate disclosure for segment reporting is required to be made in the financial statements of the Company. Secondary segmentation based on geography has not been presented as the Company operates primarily in India and the Company perceives that there is no significant difference in its risk and returns in operating from different geographic areas within India.


34 Details of Guarantees & Loans covered under the provisions of Section 186 of Act, are given in the notes 5,7,21 & 22 to the Financial Statement.

35 Disclosures relating to amount unpaid at the year end and together with interest required under Micro, Small and Medium Enterprise Development Act 2006 have been given to the extent company has received the information from supplier's regarding the status under such Act.

36 Gratuity(post employment benefit plan)

The company operates a defined plans viz gratuity for its employees.Under the gratuity plan ,every employee who has completed atleast five years of service gets a gratuity on departure @ 15 days of last drawn salary for each completed year of service .The scheme is funded with an insurance company in the form of qualifying insurance policy.

Gary
20



Changes In the present value of the defined benefit obligation are as follows :

Particulars	For the year ended 31st March, 2023	For the year ended 31st March, 2022
Opening defined benefit obligation	5,45,21,416	5,18,12,355
current service cost	69,70,159	56,50,228
Interest cost	40,89,106	38,85,927
Benefits paid	(28,50,568)	(15,67,364)
Acturial (gain) losses on obligation	(49,69,268)	(52,59,730)
Closing defined benefit obligation	5,77,60,845	5,45,21,416

Changes in the fair value of plan assets as on 31/03/2022

Particulars	For the year ended 31st March, 2023	For the year ended 31st March, 2022
Fair value of plan assets at beginning of year	5,51,63,772	5,18,64,730
Expected return on plan assets	30,75,093	31,97,542
Contributions	-	1,01,500
Benefits Paid	-	-
Actuarial gain/(loss) on Plan assets	-	-
Fair value of plan assets at the end of year	5,82,38,865	5,51,63,772

Amount Recognized in the Balance Sheet

Particulars	For the year ended 31st March, 2023	For the year ended 31st March, 2022
Present value of defined benefit obligation	5,77,60,845	5,45,21,416
Fair value of plan assets	5,82,38,865	5,51,63,772
Plan liability	(4,78,020)	(6,42,356)

Expenses Recognized in the Statement of Profit & Loss

Particulars	For the year ended 31st March, 2023	For the year ended 31st March, 2022
Current service cost	69,70,159	56,50,228
Interest cost on benefit obligation	40,89,106	40,89,106
expected return on plan assets	(30,75,093)	1,01,500
Net actuarial(gain)/loss recognised in the year.	(49,69,268)	(81,71,970)
Total	30,14,904	16,68,864

The principal assumptions used in determining gratuity obligation for the company's plan are shown below

Discount rate	7.50	7.50
Expected rate of Future salary esclation	7.00	7.00

37 Additional Regulatory Information as per Division II Schedule III of Companies ACT, 2013

- a) No funds have been advanced or loaned or invested by the company to or in any other persons or entities, including foreign entities ("Intermediaries"), with the understanding, whether recorded in writing or otherwise, that the Intermediary shall, whether, directly or indirectly lend or invest in other persons or entities identified in any manner whatsoever by or on behalf of the company ("Ultimate Beneficiaries") or provide any guarantee, security or the like on behalf of the Ultimate Beneficiaries.
- b) No funds have been received by the company from any persons or entities, including foreign entities ("Funding Parties"), with the understanding, whether recorded in writing or otherwise, that the company shall, whether, directly or indirectly, lend or invest in other persons or entities identified in any manner whatsoever by or on behalf of the Funding Party ("Ultimate Beneficiaries") or provide any guarantee, security or the like on behalf of the Ultimate Beneficiaries.
- c) The Company does not have any long-term contracts including derivative contracts for which there are any material foreseeable losses.
- d) There were no amounts which were required to be transferred to the Investor Education and Protection Fund by the Company.
- e) No proceedings have been initiated or pending against the company for holding any benami property under the Benami Transactions (Prohibition) Act, 1988 (45 of 1988).
- f) The Company has not been declared as wilful defaulter by any bank or financial Institution or other lender.
- g) During the year, the company has not entered into any transactions with companies struck off under section 248 of the Companies Act, 2013 or section 560 of Companies Act, 1956.
- h) There are no transactions which have not been recorded in the books of accounts and which have been surrendered or disclosed as income during the year in the tax assessments under the Income Tax Act, 1961.



Note 38 Ratios

Sr.	Ratios	Numerator	Denominator	Current year	Previous year	Variance
1	Current Ratio	Current Asset	Current Liabilities	1.40	1.39	0%
2	Debt-Equity Ratio	Total Debt	Total Equity	0.78	0.62	27%
3	Debt Service Coverage Ratio	Earning for Debt Service = Net Profit before taxes + Non-cash operating expenses + Interest + Other non-cash adjustments	Debt service = Interest and lease payments + Principal repayments	4.45	3.67	21%
4	Return on Equity Ratio	Profit for the year	Total Equity	23%	22%	3%
5	Inventory turnover ratio	Income From Trading of Securities	Average Inventory	10.68	4.78	124%
6	Trade Receivables turnover ratio	Income from Brokerage	Average Trade Receivable	2.33	2.14	9%
7	Trade payables turnover ratio	Income from Brokerage	Average Trade Payable	0.19	0.37	-49%
8	Net capital turnover ratio	Total Income	Working Capital	63%	99%	-32%
9	Net profit ratio	Net Profit After Tax	Total Income	18%	15%	26%
10	Return on Capital employed	Earning before Interest & Tax	Net Worth+Total Debt+Deferred Tax Liability	49%	65%	-24%
11	Return on investment	Investment Gain	Average Investment	5%	2%	175%


Revenue growth along with higher efficiency on working improvement has resulted in an improvement in the ratios.

Note: 39

Previous year's figures have been regrouped / reclassified wherever necessary to correspond with the current year's classification / disclosure.

For Gary Jain & Associates
Chartered Accountants
FRN 034073N

Gary Jain
Prop.
M.no. 544732
Date: 25.05.2023



For and on behalf of the Board |

R. K. Singhania Director
DIN-00077540
Sukhjit Singh GM - Finance

Harjeet Singh Arora Director
DIN-00063176
Divyesh Jani Company Secretary

MASTER CAPITAL SERVICES LIMITED

Statement Of Changes in Equity For the year ended 31st March , 2023

A. Equity Share Capital

Particulars	Amount
Balance as at 1 April 2021	5,90,00,000
Changes in Equity Share Capital during the year	-
Balance as at 31 March 2022	5,90,00,000
Balance as at 1 April 2022	5,90,00,000
Changes in Equity Share Capital during the year	-
Balance as at 31 March 2023	5,90,00,000

B. Other Equity

Particulars	Reserves & Surplus				Items of other comprehensive income Debt/Equity Instruments through OCI	Total
	General Reserve	Capital Reserve	Securities Premium Reserve	Retained Earning		
Balance as at 1 April 2021	1,19,73,635	20,00,000	1,20,00,000	1,13,70,12,539	17,50,82,083	1,33,80,68,257
Profit/(loss) for the year	-	-	-	41,32,23,093	-	41,32,23,093
Other Comprehensive Income / (loss)	-	-	-	-	2,63,11,819	2,63,11,819
Balance as at 31 March 2022	1,19,73,635	20,00,000	1,20,00,000	1,55,02,36,632	20,13,93,902	1,77,76,03,169
Balance as at 1 April 2022	1,19,73,635	20,00,000	1,20,00,000	1,55,02,36,632	20,13,93,902	1,77,76,03,169
Profit/(loss) for the year	-	-	-	55,41,00,811	-	55,41,00,811
Other Comprehensive Income / (loss)	-	-	-	-	1,03,60,328	1,03,60,328
Balance as at 31 March 2023	1,19,73,635	20,00,000	1,20,00,000	2,10,43,36,443	21,17,54,230	2,34,20,64,308

Significant Accounting Policies & Notes on Financial Statements 1 to 39

As per our Report of even date

For Gary Jain & Associates

Chartered Accountants

FRN 034073N


Gary Jain

Prop.

M.no. 544732

Place: Ludhiana

Date: 25.05.2023



R. K. Singhania

Director

DIN-00077540

Sukhbir Singh

GM - Finance

For and on behalf of the Board

Harjeet Singh Arora

Director

DIN-00063176

Divyesh Jani

Company Secretary